

Verplichte module kleine trom – niveau B

Eindterm v Technische oefeningen - voorstellen

Voorslagen staan niet op zichzelf. In de speelstukken voor het B-niveau zullen ze altijd in een bepaalde technische en muzikale context geplaatst zijn. De voorbeelden 1 t/m 14 zijn indicaties in welke technische en muzikale context de voorstellen gedacht zijn. Deze zijn afhankelijk van de gebruikte maatsoorten en tempi.

Enkelvoudige voorslag

♩ = 108 - 112

l/R r/L

The image shows two staves of musical notation. The top staff contains two quarter notes, the first labeled 'l/R' and the second 'r/L'. The bottom staff contains a sequence of eighth notes: a pair of eighth notes, followed by a pair of eighth notes with a beam, followed by a pair of eighth notes with a beam, and finally a pair of eighth notes.

Voorbeeld 1

♩ = 98

The image shows a single staff of musical notation in 4/4 time. It begins with a treble clef and a key signature of one sharp (F#). The piece consists of several measures of eighth and sixteenth notes, including a triplet of eighth notes in the second measure.

Voorbeeld 2

♩ = 108

The image shows a single staff of musical notation in 3/4 time. It begins with a treble clef and a key signature of one sharp (F#). The piece consists of several measures of eighth and sixteenth notes.

♩ = 108 - 112

The image shows two staves of musical notation. The top staff contains three quarter notes. The bottom staff contains a sequence of eighth notes: a pair of eighth notes, followed by a pair of eighth notes with a beam, and finally a pair of eighth notes.

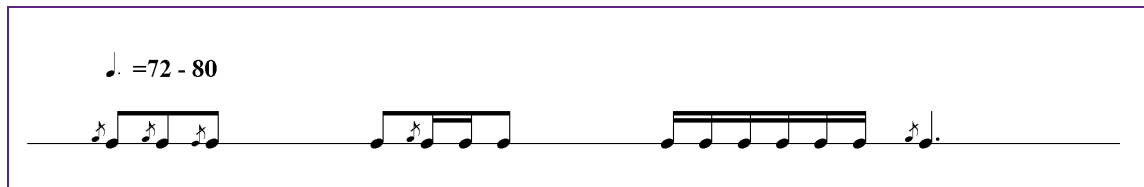
Voorbeeld 3

♩ = 108

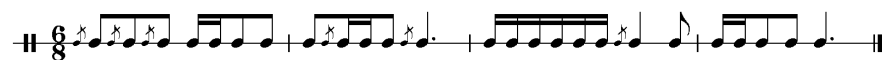
The image shows a single staff of musical notation in 6/8 time. It begins with a treble clef and a key signature of one sharp (F#). The piece consists of several measures of eighth and sixteenth notes.

Voorbeeld 4


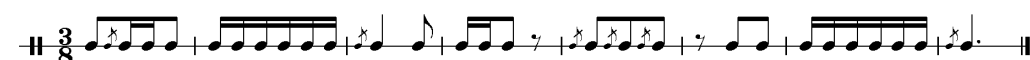
Allegro




Voorbeeld 5



Voorbeeld 6




Tweevoudige voorslag



Voorbeeld 7



Voorbeeld 8



♩ = 108 - 112

Musical notation for Voorbeeld 8 at a tempo of 108-112. It shows two staves. The first staff has a quarter note followed by an eighth note, with 'R' below the quarter note and 'L' below the eighth note. The second staff has a quarter note followed by an eighth note, with 'R' below the quarter note and 'L' below the eighth note. The second staff also features a triplet of eighth notes indicated by a '3' above the notes.

Voorbeeld 9



Voorbeeld 10

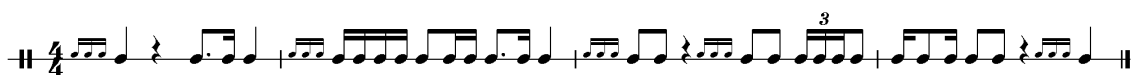


Drievoudige voorslag

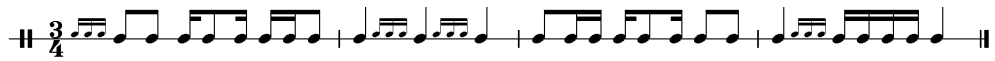
♩ = 108 - 112

Musical notation for 'Drievoudige voorslag' at a tempo of 108-112. It shows two staves. The first staff has a quarter note followed by an eighth note, with 'III/R' below the quarter note and 'rrr/L' below the eighth note. The second staff has a quarter note followed by an eighth note, with 'R' below the quarter note and 'L' below the eighth note. The second staff also features a triplet of eighth notes indicated by a '3' above the notes.

Voorbeeld 11



Voorbeeld 12



♩ = 108 - 112

Musical notation for Voorbeeld 12, tempo 108-112. The notation is split into two lines. The first line shows a sequence of notes: an eighth note triplet (marked 'R'), a quarter note (marked 'L'), an eighth note triplet (marked 'R'), and a quarter note (marked 'L'). The second line shows a sequence of notes: an eighth note triplet (marked 'R'), an eighth note triplet (marked 'L'), and an eighth note triplet (marked 'R').

Voorbeeld 13



Voorbeeld 14

