

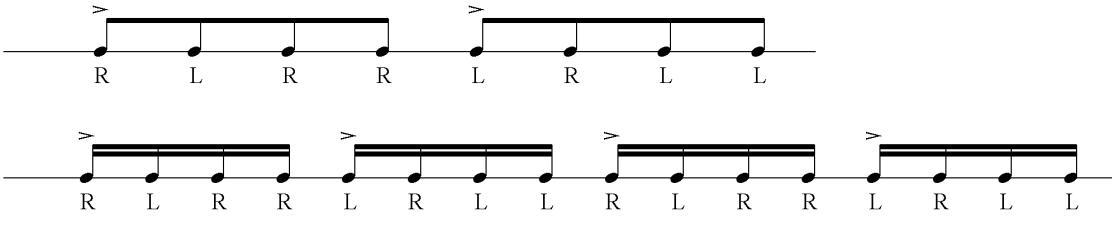
Keuzemodule kleine trom – niveau 3

Technische vaardigheden – rudiments

Paradiddles zullen in rudimental speelstukken altijd in een bepaalde ritmische en muzikale context geplaatst zijn. Onderstaande voorbeelden zijn indicaties in welke context de paradiddles voor niveau 3 gedacht zijn.

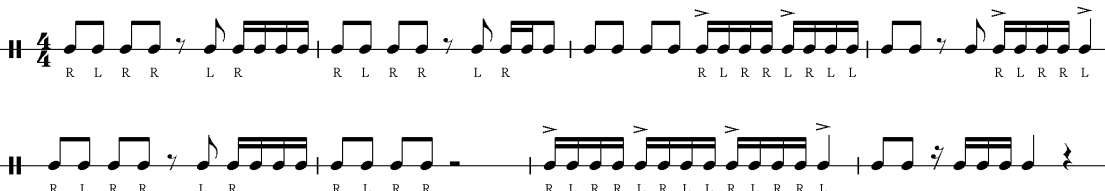
(paradiddle)

♩=108 - 112



R L R R L R R L L R L R L L R L R L L L R L R L L

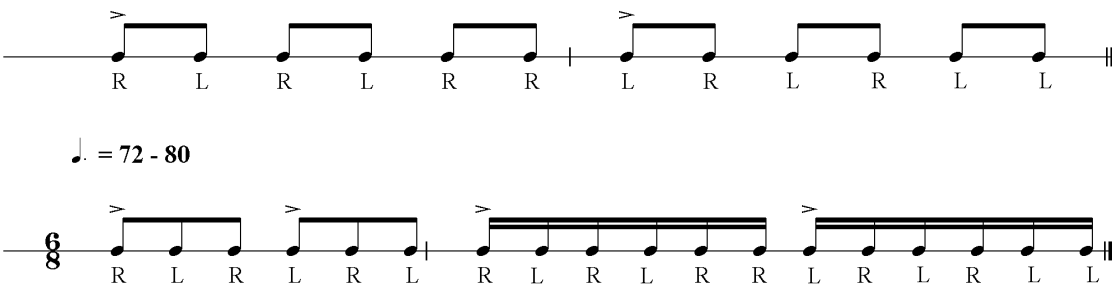
Voorbeeld 1



R L R R L R R L R R L R R L R R L R L R R L R L R R L R L R R L

(paraparadiddle)

♩=108 - 112



R L R L R R L R L R L R L L R L R L R L L

♩ = 72 - 80

R L R L R L R L R L R L R L R L L

Voorbeeld 2

$\text{♩} = 72$

The image shows two staves of musical notation in 6/8 time, with a tempo marking of quarter note = 72. The notation consists of eighth notes and rests, with specific rhythmic patterns indicated by 'R' and 'L' below the notes. The first staff contains three measures of eighth-note patterns, and the second staff contains four measures of eighth-note patterns. The patterns are as follows:

Staff 1:
Measure 1: R L R L R R L
Measure 2: R L R L R R L
Measure 3: R L R L R R L R L R L L

Staff 2:
Measure 1: L R L R L L
Measure 2: L R L R L L
Measure 3: R L R L R R L
Measure 4: L R L R L L