


Keuzemodule kleine trom – niveau 2

Technische vaardigheden – ritmische vaardigheden en samenspel

Ritmische bouwstenen

Ritmische bouwstenen staan niet op zichzelf. Ze zullen in de speelstukken altijd in een bepaalde context geplaatst zijn. Onderstaande voorbeelden zijn indicaties in welke context de ritmische bouwstenen voor niveau 2 zijn gedacht. Toepassing is afhankelijk van maatsoort en tempo.

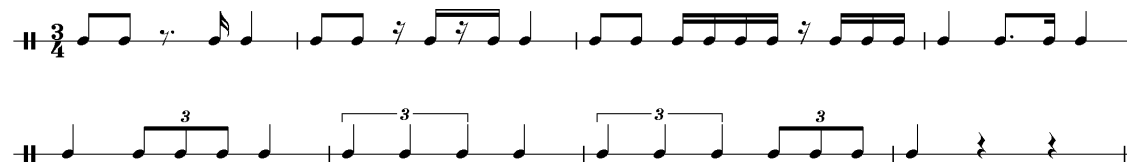
$\text{♩} = 108 - 120$




Voorbeeld 1



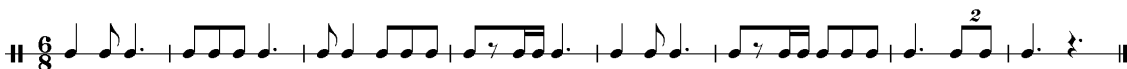
Voorbeeld 2



$\text{♩} = 108 - 112$



Voorbeeld 3



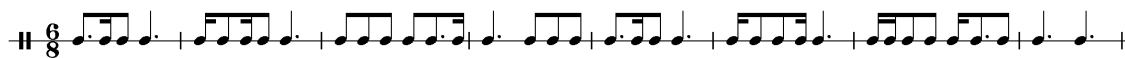
Voorbeeld 4



♩ = 72 - 80

A boxed section of musical notation for Voorbeeld 4. It shows five measures on a single staff. The first measure has a quarter note followed by two eighth notes. The second measure has a quarter note followed by a quarter rest and an eighth note. The third measure has a quarter note followed by two eighth notes. The fourth measure has a quarter note followed by two eighth notes. The fifth measure has a quarter note followed by two eighth notes.

Voorbeeld 5



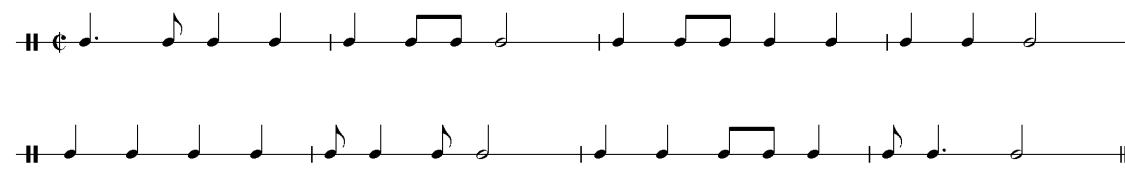
Voorbeeld 6



♩ = 108 - 120

A boxed section of musical notation for Voorbeeld 6. It shows five measures on a single staff. The first measure has a quarter note followed by two eighth notes. The second measure has a quarter note followed by two eighth notes. The third measure has a quarter note followed by two eighth notes. The fourth measure has a quarter note followed by two eighth notes. The fifth measure has a quarter note followed by two eighth notes.

Voorbeeld 7



♩ = 72 - 80

A boxed section of musical notation for Voorbeeld 7. It shows five measures on a single staff. The first measure has a quarter note followed by two eighth notes. The second measure has a quarter note followed by two eighth notes. The third measure has a quarter note followed by two eighth notes. The fourth measure has a quarter note followed by two eighth notes. The fifth measure has a quarter note followed by two eighth notes.

Voorbeeld 8

